



Built In Appliances

Cooking

Refrigeration

Laundry & Dishwashers

www.beko.co.uk

Beko plc. Beko House, Caxton Way, Watford, Hertfordshire WD18 8UF
Tel – 0845 6004904 Fax – 0845 6004925

Unit 16, The Hub Logistics Park Bracetown, Clonee Co. Dublin
Tel – 00353 18253700 Fax – 00353 18253705 www.beko.ie

Beko plc continuously seek improvements in specification, design and production of products and thus alterations take place periodically. Whilst every effort is made to produce up-to-date literature, this brochure should not be regarded as an infallible guide to current specification, nor does it constitute an offer for the sale of any particular appliance.

BEKO



The Beko Home Appliance Collection

BEKO

Beko Washing Machines Designed to Suit Your Needs

Designed for modern living, Beko washing machines combine outstanding performance with style. With a wide choice of capacities from small to large, a range of time-saving and innovative programmes combined with clever features, there is a Beko washing machine built to suit your kitchen or utility room.



High Energy Efficiency across the range

All Beko washing machines are 'A+' energy rated (or better), helping you save money by achieving up to **10% reduction in energy consumption** compared with 'A' energy rated models.

Our 8kg Excellence washing machine ECO WMB81445L achieves an amazing 'A+++' which saves you 50% energy compared to 'A' rated models.



Choose the Capacity You Need From 5kg to 9kg

5 kg

6 kg

7 kg

8 kg

9 kg

Low capacity washing machines are perfect for small households. They take a full load easily while saving time and money by using less water and energy.

Families may consider capacities from medium up to extra large for the convenience of washing larger loads less often. They also enable large items like duvets and bed linen to be washed.

You can reduce tangling by opting for a larger drum size. With more space for clothes to move around, tangling is reduced.



Choose the Spin Speed You Want - Up To 1600rpm

Beko washing machines offer a wide range of spin speeds up to **1600rpm**. The higher the spin speed, the greater the amount of water extracted from the clothes, it results in shorter drying times whilst increasing energy efficiency.

Most washing machines automatically select the spin speed suitable for the selected programme. Selected models also allow you to choose lower speeds to prevent damage when washing delicate clothing but still giving a great wash performance.

When Speed is a Must - Wash and Dry in Just Under an Hour



Xpress 14
Super Fast Wash Programme
Model ECO WMB81445L (p.111)

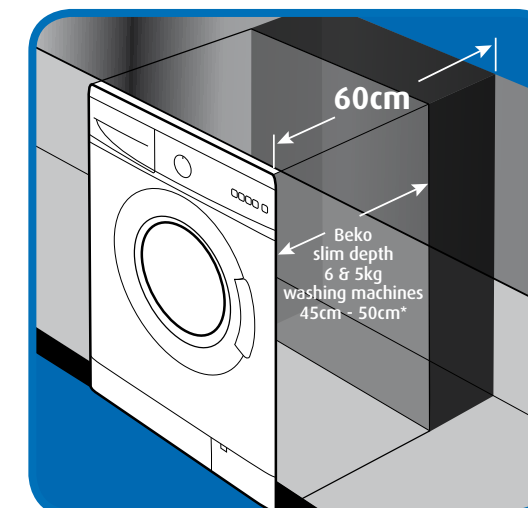


Xpress 45
Super Fast Dry Programme
Model DPU8360 (p.121)



Pet Hair Reduction Function - WMB61631

Select the Pet Hair Reduction function and your machine will add pre-wash and additional rinsing to the normal cycle. In this way, more pet hair is removed from your laundry in an effective way solving one of the main problems of all pet lovers.



Slim Depth for Easy Installation in Tight Spaces

Beko features a range of slim depth models for tight spaces and cupboards. Available for 6 and 5kg models it will ensure a flush finish with kitchen units while having a larger drum size compared to previous models.

*6 & 5kg capacity - 45/50cm slim depth

Doing the Laundry with Beko

Beko washing machines combine innovative programmes with clever features and options to give you complete control over your laundry tasks.

They also feature special programmes to meet any of your laundry care requirements. Our range makes life easier and gives you freedom to enjoy other things.



Programmed to Save Energy



Eco Clean 20 Programme

An environmentally friendly programme that washes 3.5kg of lightly soiled clothing at 20°C. It will save you up to 70% energy compared to the Synthetic 40 programme.



30°C Wash

To save energy, Beko recommends a wash temperature of 30°C. Modern detergents wash just as effectively at low temperatures.



A Class 40 / Cotton Eco

Ensures 'A Class' washing results even at 40°C by increasing duration of washing. It can be used as an alternative to a Cotton 60 programme, especially for laundry not suitable for higher temperatures.

Automatic Half Load

Water levels are automatically reduced when half or smaller loads are washed.



Programmed to Save Time



Rapid 30 Minute Programme

Wash small loads in 30 minutes at 30°C. Ideal for those lightly soiled clothes needed in a hurry.



Quick Wash Function

For lightly soiled garments that require refreshing. After a day at work or a night out, you can quickly revive your clothes, saving time and energy.



Time Saver Programme

This programme is ideal for lightly soiled clothes worn once.



Time Delay

Select that option and set time to wash at a time convenient to you.



Programmed to Protect



Hand Wash Programme

Use Beko's Hand Wash Programme for your most delicate fabrics such as silk and those with 'hand wash' labels. The gentle programme moves clothes lightly through the cycle and uses minimal water to avoid shrinkage.



Wool Programme

All your 'extra care' clothes, including cashmere, can be washed with this programme. It reduces the rotation speed so the clothes are moved gently through the water to avoid stretching.



Sports Programme

Designed for lightly soiled synthetic/cotton blended gym clothes. Cleans with gentle drum movement and spins at no more than 800 rpm to ensure clothes do not lose their elasticity.



Shirt Programme

Devised for shirts that are worn for a day - washes at 40°C and spins at a gently increasing speed with an extended gentle tumble phase to minimise creasing for easier ironing and gentle fabric care.



Mixed Fabrics Programme

With this programme there is no need to separate cotton and synthetic clothing.



Dark Care

To help protect dark coloured clothes to retain their colour for longer and ensure that powdery detergent deposits are not left on the clothes after washing.



Baby & Toddler Programme

Specially designed to care for baby and toddler clothing. Extends washing time and applies extra rinsing to avoid any allergy problems with sensitive skin.



Duvet Washing

A wash cycle devised for the requirements of a double duvet or larger size.



Programmed for Extra Care



Self Clean Programme

Enables the tub and drum to be cleaned - operates the machine without laundry.



Extra Rinse

Useful for people with sensitive skin who could be affected by traces of detergent left on clothes. An extra rinse is added to the rinsing cycles of the main wash cycle.



Anti Crease

To prevent creasing, a higher water level is used for washing to ensure clothes are fully submerged, and the spin speed and the drum movement are reduced.



Rinse Hold

When clothes are not required to be unloaded immediately after the programme has finished, they are held in the last rinsing water to prevent creasing.



Pre Wash

Only required for heavily soiled laundry. The programme gives clothes an extra wash before the main cycle to loosen any dirt. This function uses more energy, water, detergent and time.

Programmed for Safety



Child Safety

Activating the Child Safety Lock prevents accidental pressing of buttons that might change the wash options selected.

Unbalanced Load Protection

Electronic monitoring detects unbalanced loads and prevents excessive vibration that can cause the machine to move around, especially on wooden and wood effect floors.

* Please refer to individual models for number of programmes.

Excellence range

The Ultimate in Performance, Convenience and Energy Efficiency

The **Excellence Range** from Beko gives the performance, convenience and flexibility you have always wanted from a washing machine. Using innovative engineering and expertise, Beko has developed a range of models featuring special programmes and user friendly features and functions to help make your life easier while giving you full control of your laundry tasks.

Discover the range and see how it achieves true 'Excellence'.



High Energy Efficiency across the range

All washing machines in the 'Excellence' range are 'A+' energy rated (or better), helping you save money by achieving up to **10% reduction in energy consumption** compared with 'A' energy rated models.



Eco Clean 20 Programme

An environmentally friendly programme that washes 3.5kg of lightly soiled clothing at 20°C. **It will save you up to 70% energy compared to Synthetic 40 programme.**



Market leading energy efficient washing machine ECO WMB81455L - Two washes for the price of one

Our 8kg Excellence washing machine has an 'A++' energy rating and is 50% better than A class.



50% better than 'A' class



Large Load Capacities

Available in 9, 8 and 7kg* models, 'Excellence' washing machines allow you to wash larger loads less often, making your life easier by saving you time as well as water and energy.



Interactive LCD Display

Easy-to-view and easy-to-use, the LCD display allows you to monitor the progress of your wash programme. As well as displaying the time remaining of the chosen programme, it allows you to select and change the temperature and spin speed for each programme, set a time delay or add any options to complete the cycle.



Extra Large Door

For easy loading and unloading of even large items like duvets or bed linen sheets.



Innovative Programmes

Beko washing machines feature innovative programmes to help protect your clothes and minimise the cost of laundry.

Additional clever programmes and functions will give you flexibility and full control over your laundry needs.**



Daily Quick Programme - Unique to Excellence

Unique to Beko, this programme can save over 50% in time compared to the normal cotton programme. A full load of lightly soiled clothing can be washed in under 39 minutes***. The interactive LCD display allows the user to choose any temperature from cold to 90°.



Xpress Super Short - 14 Minutes Wash - Unique to Excellence

2kg of lightly soiled clothing can be washed in just 14 minutes***.



Duvet Washing

A wash cycle devised for the requirements of a double duvet.



Dark Care

To help protect dark coloured clothes to retain their colour for longer and ensure that powdery detergent deposits are not left on the clothes after washing.



Self Clean Programme

Designed to enable the tub and drum to be cleaned - operates the machine without laundry.

*7kg models are from 1400 rpm spin speed.

**Please refer to individual models for more information or visit our website www.beko.co.uk.

***Duration dependant on water temperature and other factors.



The Fastest 9kg Model on the Market

- Super Fast - 10 T-shirts equivalent of 2kg washed in 14 minutes
- 12 pairs of jeans washed in one load
- Ideal for large items like duvets



Main Features	WMB91442L	WMB91242L
Energy/Washing/Spin performance	A++AB	A++AB
Spin speed	1400	1200
Interactive LCD Display for spin speed, temperature, time delay, time remaining & function selection	✓	✓
16 main programmes	✓	✓
5 extra functions: pre-wash, extra rinse, rinse hold, anti-crease & Quick Wash	✓	✓
Fast wash 14 min programme (for 2kg load)	✓	✓
Full load wash - Daily Quick	28 min	39 min
Extra large porthole door	Chrome	Chrome
Automatic water level reduction for half load or small loads	✓	✓
Water consumption (litres)	58	53

Excellence range



WMB91442L

Large 9kg washing machine with 1400 rpm spin speed and duvet programme

H 85cm W 59.5cm D 62cm

○ White
WMB91442LW



Excellence range



WMB91242L

Large 9kg washing machine with 1200 rpm spin speed and great energy saving programme

H 85cm W 59.5cm D 62cm

○ White
WMB91242LC
● Black
WMB91242LB



Eco Clean 20 - Saving up to 70% energy*

*When compared to synthetic 40° programme.



Main Features	ECO WMB81445L	WMB81241L
Energy/Washing/Spin performance	A+++AB 50% better than A energy class	A+AB 10% better than A energy class
Spin speed	1400	1200
Interactive LCD Display for spin speed, temperature, time delay, time remaining & function selection	✓	✓
16 main programmes	✓	✓
5 extra functions: pre-wash, extra rinse, rinse hold, anti-crease & Quick Wash	✓	✓
Fast wash 14 min programme (for 2kg load)	✓	✓
Daily Quick programme (for lightly soiled full load)	28 min	39 min
Extra large porthole door	✓	✓
Automatic water level reduction for half load or small loads	✓	✓
Water consumption (litres)	48	50

Excellence range



ECO WMB81445L

8kg washing machine with 1400 rpm spin speed and high energy rating

H 85cm W 59.5cm D 59.5cm

○ White
ECO WMB81445LW



MARKET LEADING ENERGY EFFICIENT WASHING MACHINE

Two washes for the price of one
50% better than 'A' energy class



50% better than 'A' class



Excellence range



WMB81241L

Large 8kg washing machine with 1200 rpm spin speed and great energy saving programme

H 85cm W 59.5cm D 54cm

○ White
WMB81241LW

● Black
WMB81241LB

○ Silver
WMB81241LS



Eco Clean 20 - Saving up to 70% energy*



*When compared to Synthetic 40° Programme.



Excellence range



Excellence range



Main Features

	WMB71642	WMB71442	WMB71231
Energy/Washing/ Spin performance	A++AA	A++AB	A+AB
Interactive LCD display for spin speed, temperature, time delay, time remaining and function setting	✓	✓	-
LED display for time remaining and time delay	✓	✓	✓
LED progress indicator lights	-	-	✓
Variable spin speed and temperature	✓	✓	✓
16 main programmes including: dark care, fast wash, baby & toddler, mixed fabrics	✓	✓	11 programmes
5 extra functions: pre-wash, extra rinse, rinse hold, anti-crease & Quick Wash	✓	✓	-
4 extra functions: pre-wash, extra rinse, rinse hold & Quick wash	-	-	✓
39 minutes Daily Quick programme (for lightly soiled full load)	✓	✓	-
Large porthole door with wide opening	✓	✓	✓
Slim depth for easy installation and flush finish with kitchen units	✓	✓	✓
Automatic water level reduction for half load or small load	✓	✓	✓
Water consumption (litres)	41	41	41

WMB71642

7kg washing machine with 1600 rpm high spin speed and great energy saving programme

H 85cm W 59.5cm D 54cm

- White
WMB71642W
- Silver
WMB71642S



-
-
-
-
-

Eco Clean 20 - Saving up to 70% energy*

WMB71442

7kg washing machine with 1400 rpm spin speed and Time Delay function

H 85cm W 59.5cm D 54cm

- White
WMB71442W
- Silver
WMB71442S

-
-
-
-
-
-

WMB71231

7kg washing machine with 1200 rpm spin speed and automatic half load

H 85cm W 59.5cm D 54cm

- White
WMB71231W
- Black
WMB71231B
- Silver
WMB71231S

-
-
-
-

*When compared to Synthetic 40° Programme.



Slim Depth Models
All Beko 6kg models have a 45cm or 50cm depth for easy installation in tight spaces

Pet Hair Reduction Function
Offers more intense wash and rinse cycles to ensure that more pet hairs are removed from laundry



Main Features	WMB61631	WMB61431	WMB61221
Energy/Washing/Spin performance	A+AA	A+AB	A+AB
LED digital display for time remaining	✓	✓	-
LED progress indicator lights	✓	✓	✓
Time delay	up to 19 hours	up to 19 hours	3, 6 and 9 hours
Variable spin speed and temperature	✓	✓	✓
11 main programmes including: dark care, Time Saver, baby & toddler, mixed fabrics	✓	✓	✓
Pre-wash, rinse hold & Quick Wash	✓ (Plus pet hair reduction)	✓ (Plus extra rinse)	✓
Large porthole door with wide opening	✓	✓	✓
Slim depth for easy installation and flush finish with kitchen units	✓	✓	✓
Automatic water level reduction for half load or small loads	✓	✓	✓
Water consumption (litres)	40	40	40

WMB61631

6kg washing machine with 1600 rpm high spin speed and special care programme

H 85cm W 59.5cm D 50cm

-  White **WMB61631W**
-  Silver **WMB61631S**

- 
- 
- 
- 
- 
- 

WMB61431

6kg washing machine with 1400 rpm spin speed and easy to use LED display

H 85cm W 59.5cm D 45cm

-  White **WMB61431W**
-  Silver **WMB61431S**

- 
- 
- 
- 
- 


WMB61221

6kg washing machine with 1200 rpm spin speed and Time Saver programme

H 85cm W 59.5cm D 45cm

-  White **WMB61221W**
-  Silver **WMB61221S**

- 
- 
- 
- 
- 



Slim Depth Models
All Beko 5kg models have a 45cm depth for easy installation into tight spaces

Main Features	WMB51221	WMB51021	WM5101
Energy/Washing/Spin performance	A+AB	A+AC	A+AC
Large porthole door	✓	✓	✓
11 main programmes including: dark care, time saver, baby & toddler, mixed fabrics	✓	✓	-
16 programmes including Mini 30	-	-	✓
Slim depth for easy installation and flush finish with kitchen units	✓	✓	✓
LED progress indicator lights	✓	✓	✓
Automatic water level reduction for half load or small loads	✓	✓	✓
Time delay	(3, 6, 9 hours)	(3, 6, 9 hours)	-
Variable spin speed and temperature	✓	✓	-
Spin speed reduction knob	-	-	✓
4 extra functions: pre-wash, extra rinse, Quick Wash, rinse hold	Except extra rinse	Except extra rinse	Except quick wash
Water consumption (litres)	33	33	47



WMB51221
5kg washing machine with 1200 rpm spin and time saver programme

H 85cm W 59.5cm D 45cm

○ White **WMB51221W**
● Silver **WMB51221S**

- A+
- Variable spin speed and temperature
- Spin speed reduction knob
- 4 extra functions: pre-wash, extra rinse, Quick Wash, rinse hold



WMB51021
5kg washing machine with 1000 rpm spin and variable spin speed and temperature

H 85cm W 59.5cm D 45cm

○ White **WMB51021W**

- A+
- Variable spin speed and temperature
- Spin speed reduction knob
- 4 extra functions: pre-wash, extra rinse, Quick Wash, rinse hold



WM5101
5kg washing machine with 1000 rpm spin speed and manual spin speed reduction knob

H 85cm W 59.5cm D 45cm

○ White **WM5101W**

- A+
- Mini 30
- Spin speed reduction knob
- 4 extra functions: pre-wash, extra rinse, Quick Wash, rinse hold

Beko Tumble Dryers Pick The Perfect Partner For Your Washing Machine

Simple and easy to operate, Beko tumble dryers have all the features to save you time and money. They are designed to complement Beko washing machines. Whether located in kitchen or utility room, there is a model to partner your washing machine.



Vented or Condenser?

To prevent damage to furnishings and decorations, the moisture extracted by tumble drying must be removed from the air. This is achieved either by venting to the outside of the building or by condensing and collecting the water in a tank within the dryer.



Vented Tumble Dryers

Choose a vented tumble dryer if you can position the dryer against an outside wall and can create an aperture through a wall or window.



Condenser Tumble Dryers

Choose a condenser tumble dryer if you require the freedom to position the dryer anywhere in the room, not necessarily against an outside wall.

Capacity

The Beko tumble dryers range features new larger capacity models to meet any individual requirements and needs.

6 kg

7 kg

8 kg

9 kg



Improved Product Design

New style round door - condenser models

For easy loading and unloading of even large items like duvets or bed linen sheets.



Anti-tangling (all tumble dryers)

Drum paddle design minimises tangling of large items such as bed sheets.

Spill protection (selected condenser models only)

Beko offer the biggest water tank capacity on the market.

- Conveniently positioned for easy access
- Indicator light shows when water tank full
- Easy to empty with reduced risk of spillage while carrying



Improved Energy Efficiency

All new Beko condenser sensor tumble dryers are at least **'B' energy rated** for low energy consumption

B



Sensor Drying on Condenser Models

The machine senses the level of dryness required for the load and will automatically stop once the level has been achieved.



'DRY & SAVE' (Heat Pump) Technology

Beko introduces the new 'Dry and Save' tumble dryer **DPU8360**. Using the heat pump technology, the model will reduce energy consumption by reusing heat from the extracted warm, damp air to continue drying the load. **Even more, being 'A' energy rated, it will be 50% more efficient than a C-rated model** meaning that you can save around £60 a year in electricity. The 'Dry and Save' tumble dryer will also give you the benefits to dry delicate garments such as woollens and silks while keeping fabrics soft and minimising creasing.



Programmes and Features



Xpress 35 Programme

Dry 2kg of laundry in just 35 minutes.



Jeans Programme

For drying thicker fabric areas such as the seams on jeans.



Shirt Programme

Gentle drying to prolong life of your shirts and to reduce creasing.



Time Delay

Dry at a time convenient for you or when electricity cost rates are lower.



Automatic Anti-Crease Feature

The drum will rotate every 60 seconds to prevent creasing (up to a maximum of two hours) if the laundry is not immediately taken out of the tumble dryer.



Reverse Drum Action

Drum rotates in both directions to minimise creasing of clothes.



Child Safety

The control panel can be locked to prevent the chosen programme being changed by children or accidental contact.

Auto Cooldown Phase

The dryer blows cool air into the drum just before the end of the cycle so the clothes are not too hot to handle when unloading the machine.



Main Features	DCU9330	DPU8360	DCU8230
Capacity	9kg	8kg	8kg
Energy rating	B	A (30% better than 'A' class)	B
Sensor programmes including babycare, sport, mixed fabrics and daily programmes	14	14	10
Timed programmes up to 160 mins	✓	✓	Up to 60 mins
Automatic anti-creasing	✓	✓	✓
Large round porthole door	✓	✓	✓
LCD with time remaining display	✓	✓	-
Time delay	24 hours	24 hours	3, 6 and 9 hours
Special Xpress, jeans & shirts programmes	✓	✓	✓
Easily accessible filter	✓	✓	✓
Large 4.8 litre water tank	✓	✓	✓
Indicator light for water tank full	✓	✓	✓
Indicator light for dryness level & filter cleaning	✓	✓	✓
Indicator lights for drying & end of cycle	✓	✓	✓
End of cycle indicator & buzzer	✓	✓	✓
Auto Cooldown phase	✓	✓	✓
Reverse action drum	✓	✓	✓
Child safety	✓	✓	✓



DCU9330
9kg Condenser sensor tumble dryer with LCD display

16 programmes
H 85cm W 59.5cm D 60cm

White
DCU9330W



Special programmes are featured for full control of your laundry tasks

- Baby care
- Mixed fabrics
- Sports
- Daily



'Dry and Save'
A energy rated -
(30% better than A class)

Using half the energy of an average condenser tumble dryer to give you the benefit of half price drying compared to 'C' class dryer



DPU8360
8kg 'Dry and Save' condenser sensor tumble dryer with LCD display

16 programmes
H 85cm W 59.5cm D 60cm

White
DPU8360W



'Dry and Save' benefits

- Dry delicate garments using low temperatures
- Keep the fabrics soft
- Minimises creasing



DCU8230
8kg Condenser sensor tumble dryer with time delay function

15 programmes
H 85cm W 59.5cm D 60cm

White
DCU8230W





Main Features	DCU7230	DC7110	DCU6130
Capacity	7kg	7kg	6kg
Energy rating	B	C	B
Sensor programmes	10	–	10
Special Xpress, jeans & shirts programmes	✓	–	✓
Timed programmes	5	Up to 150 mins	5
Automatic anti-creasing	✓	✓	✓
Large porthole door	✓	✓	✓
Time delay	3, 6 and 9 hours	–	–
Easily accessible filter	✓	✓	✓
Large water tank	✓	✓	✓
Indicator light for water tank full	✓	✓	✓
Indicator light for filter cleaning	✓	✓	✓
Indicator light for dryness level	✓	–	✓
End of cycle indicator & buzzer	✓	–	✓
Auto Cooldown phase	✓	✓	✓
Reverse action drum	✓	✓	✓
Child safety lock	✓	✓	✓





DCU7230

7kg Condenser sensor tumble dryer with time delay option

15 programmes

H 85cm W 59.5cm D 54cm

-  White **DCU7230W**
-  Black **DCU7230B**
-  Silver **DCU7230S**



DC7110

7kg Condenser tumble dryer with time control knob

8 programmes

H 85cm W 59.5cm D 54cm

-  White **DC7110W**






DCU6130

6kg Condenser sensor tumble dryer with easy to use LED programme progress indicator lights

15 programmes

H 85cm W 59.5cm D 54cm

-  White **DCU6130W**
-  Silver **DCU6130S**
-  Black **DCU6130B**





Main Features	DRVS73	DRVS62	DRVT61
Capacity	7kg	6kg	6kg
Energy rating	C	C	C
Large porthole door	✓	✓	✓
Number of programmes	10 sensor, 5 timed	6 sensor, 5 timed	8 timed
Special programmes for rapid dry, jeans & shirts	✓	-	-
Time delay	3, 6 and 9 hours	-	-
Timed drying up to 130 minutes	Up to 60 min	Up to 60 min	✓
Automatic anti-creasing	✓	✓	✓
Indicator lights for drying, end of cycle & filter cleaning	✓	✓	✓
Indicator light for dryness level	✓	✓	-
Indicator light for programme progress	✓	✓	✓
End of cycle buzzer	✓	✓	-
Auto Cooldown phase	✓	✓	✓
Reverse action drum	✓	✓	✓
Child safety lock	✓	✓	✓
Easily accessible filter	✓	✓	✓

DRVS73

7kg Vented sensor tumble dryer with special programmes for your laundry care

15 programmes

H 85cm W 59.5cm D 54cm

-  White **DRVS73W**
-  Silver **DRVS73S**



DRVS62

6kg Vented sensor tumble dryer with easy to use LED programme progress indicator lights

11 programmes

H 85cm W 59.5cm D 54cm

-  White **DRVS62W**
-  Silver **DRVS62S**



DRVT61

6kg Vented tumble dryer with timer control knob

8 programmes

H 85cm W 59.5cm D 54cm

-  White **DRVT61W**



Beko Dishwashers A Quick, Clean and Quiet Performance

Designed to provide high quality and performance, Beko dishwashers are perfect for any kitchen. Whether you choose a full size or slimline model, the range is packed with special programmes, great features and storage solutions that will help you save time and money. The design will also complement your other Beko appliances to make a real style statement in the kitchen.



'AAA' Rating

With 'AAA' rating for energy efficiency, cleaning performance and drying effectiveness, Beko dishwashers provide great performance with minimal energy consumption.



'Quick and Clean' - 'A' Rated Wash Performance in 58 minutes

Beko provides world class performance with this innovative programme. It will wash and dry in just 58 minutes, giving you perfect results every time. The 'A' rated programme makes life easier and more economic helping you save time and water.



Storage Solutions

Removable Sliding Cutlery Basket

The basket readily slides from left to right allowing dishes and pans to be more effectively loaded. It can also be removed to make space for larger items.



Easy Load Upper Basket

Thanks to the Acrobat System, the height of the upper basket can be easily changed, even when fully loaded, to create extra space for larger dishes and pans*.



Folding Plate Racks

Plate racks can be folded aside to allow large dishes and pans to be accommodated.



Angle Adjustable Tines

Small plastic containers and cups or delicate glasses like champagne flutes can now be secured on the upper basket. They are trapped using the angle adjustable tines to prevent them from flipping over**.



Lowest Noise Level Available

With the noise level reduced from 54dBA to **49dBA**, Beko dishwashers are **68%** quieter than previous models. Beko dishwasher range is unique in the market offering the lowest noise level across the category.

Special Programmes



Rapid 30

Quick 30 minute programme for lightly soiled items.



Economy

Economic programme for lightly soiled dishes.



Intensive

For heavily soiled dishes.



Active Wash

Both heavily and lightly soiled dishes can be washed in the same wash cycle.



Pre-Wash

Rinses heavily soiled items and loosens residues.



Features and Functions



Half load option

To save time and money.



Time Delay

To wash at any convenient time. Up to 9 hours.

Salt and Rinse Aid Indicator Lights

Tells you when to replenish the salt or rinse aid.

Water Softening System

Adjustable to the water hardness in your area.

Flood Protection System

The dishwasher will not operate if an internal leak is detected.

* On selected models.

** On product D5FN6830.



A+ energy rated with low 10 litre water consumption

Whisper quiet performance of just 44 dBA

Main Features	DSFN6830	DSFN1532
Energy/Washing/Drying performance	A+AA	AAA
Place setting capacity	13	12
Number of programmes	8	5
Number of wash temperatures	6	4
Interactive LCD display with time remaining & 9 hour time delay	✓	-
Quick Clean 58 min 'A' rated wash for full load	✓	✓
Auto sense programme	✓	-
Combi tablet button	✓	-
Hygiene programme	✓	-
Hot air drying	-	✓
Turbo fan drying	✓	-
Noise level	44	49
Height adjustable upper basket - loaded	✓	✓
Folding cup racks on upper basket	✓	✓
Removable cutlery basket	✓	✓
Folding plate supports in lower basket	✓	✓
Half load option	✓	✓
Salt & rinse aid indicator lights	✓	✓
Wash, dry & end programme sequence indicator lights	✓	✓

Auto-Sense Programme
Senses dirt level of load and selects appropriate programme



DSFN6830
Full size premium dishwasher with 8 programmes and LCD control display

Unique 13 place setting & half load
H 85cm W 60cm D 60cm
White **DSFN6830W**
Black **DSFN6830B**

Combi tablet button - for extra care
Hygiene programme - with hot prewash and intermediate rinse at 50°C

-
-
-
-
-
-
-

DSFN1532
Full size dishwasher with 5 programmes

12 place setting & half load
H 85cm W 60cm D 60cm
White **DSFN1532W**
Black **DSFN1532B**
Silver **DSFN1532S**

Sleek slimline fascia panel with electronic control

-
-
-



Main Features	DWD5412	DWD4312
Energy/Washing/ Drying performance	AAA	AAA
Place setting capacity	12	12
Number of programmes	5	4
Number of wash temperatures	4	4
Quick & Clean 58 min 'A' rated wash for full load	✓	✓
Hot air drying	✓	✓
Noise level	49	49
Height adjustable upper basket	✓	✓
Folding racks on upper basket	✓	✓
Removable cutlery basket	✓	✓
Folding plate supports in lower basket	✓	✓
Salt & rinse aid indicator lights	✓	-
Wash, dry & end programme sequence indicator lights	✓	✓



DWD5412

Full size dishwasher with 5 programmes and salt and rinse aid indicator light

12 place setting
H 85cm W 60cm D 60cm

-  White **DWD5412W**
-  Silver **DWD5412S**



DWD4312

Full size dishwasher with 4 programmes

12 place setting
H 85cm W 60cm D 60cm

-  White **DWD4312W**
-  Silver **DWD4312S**





Main Features	DSFS1531	DE2542F
Energy/Washing/ Drying performance	AAA	AAA
Place setting capacity	10	10
Number of programmes	5	5
Quick & Clean 58 min 'A' rated wash for full load	✓	✓
4 wash temperatures	✓	✓
49 dba noise level	✓	✓
Half load option	✓	✓
Height adjustable upper basket	✓	✓
Folding racks on upper basket	✓	✓
Removable cutlery basket	✓	✓
Folding plate supports in lower basket	✓	✓
Wash, dry & end programme sequence indicator lights	✓	✓
Indicator lights for salt & rinse aid	✓	✓
Hot air drying system	✓	✓

 Sleek slimline fascia panel with electronic control






DSFS1531

Slimline dishwasher with 5 programmes

10 place setting

H 85cm W 45cm D 60cm

-  White **DSFS1531W**
-  Black **DSFS1531B**
-  Silver **DSFS1531S**



DE2542F

Slimline dishwasher with 5 programmes

10 place setting

H 85cm W 45cm D 60cm

-  White **DE2542FW**
-  Silver **DE2542FS**



Market Leading Loading Capacity in Slimline Dishwashers

With the 10 place setting capacity, the DSFS1531 and DE2542F slimline models are the market leader in their class. Specially designed for tight spaces, it will complement your kitchen without compromising style and design.